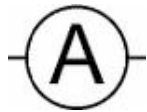


Circuits

Things I need to remember

1. Current

- Measured with an ammeter
- Ammeters are connected in series
- Current is measured in amps or A
- Circuit symbol is



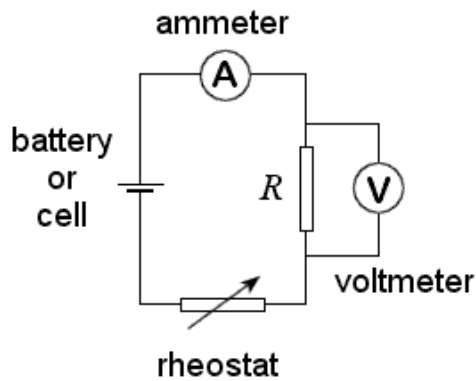
- The current in a series circuit is the same all the way round
- The current in a parallel circuit splits up
- The current carries energy round the circuit and gives it to the components
- The current goes from positive to negative
- Current is a flow of charge that goes from negative to positive

2. Voltage

- Voltage is measured with a voltmeter
- Voltmeters are connected in parallel
- Voltage is measured in volts or V
- Circuit symbol is



- Voltage pushes the current round the circuit and gives it energy
- More voltage means more current is pushed through the circuit



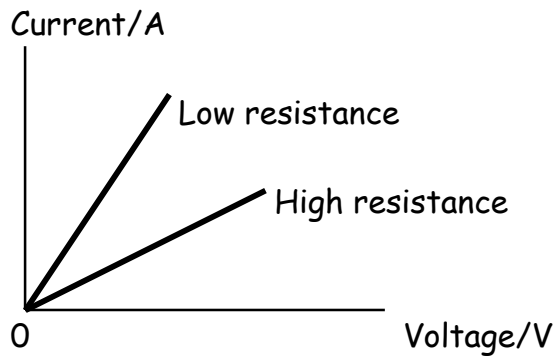
3. Resistance

- This happens when a component resists the flow of current, the current becomes smaller
- Long wires have more resistance
- Thin wires have more resistance
- Nichrome wire has more resistance
- Short wires have less resistance
- Thick wires have less resistance
- Copper wires have less resistance
- Resistance is found using

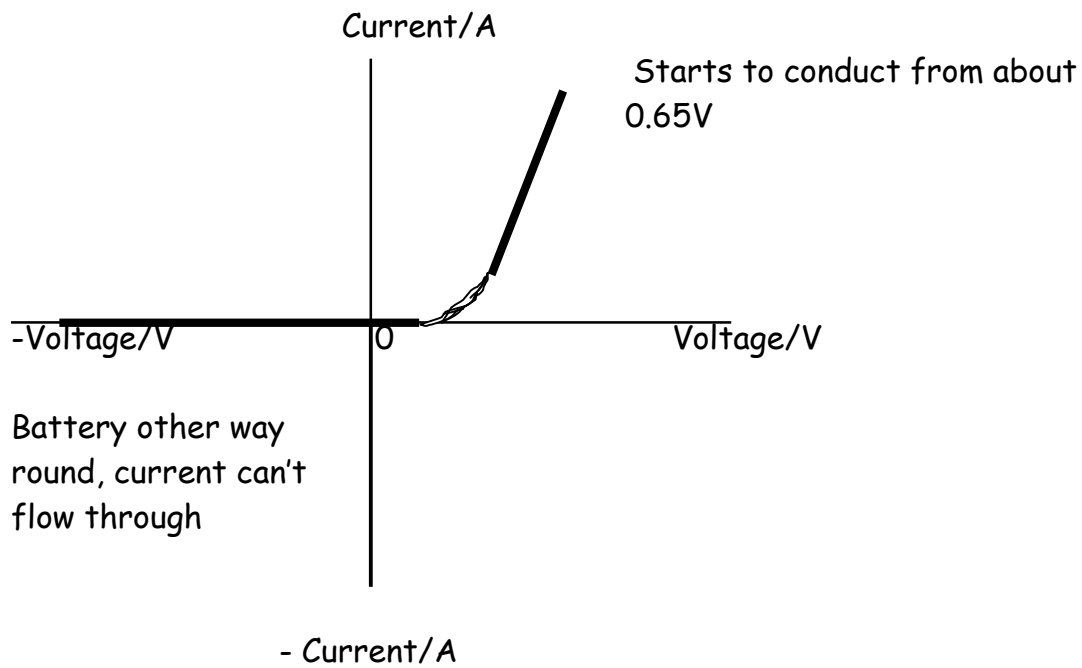
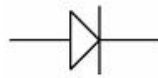
$$\text{Resistance in } \Omega = \frac{\text{Voltage in V}}{\text{Current in A}}$$

Graphs of current against voltage for

1. A Resistor - Resistance remains constant



2. A Diode



3. A Bulb

